

## Lesson 10

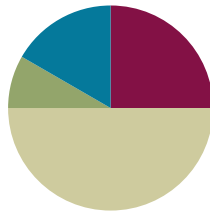
**Objective:** Use the symbols  $>$ ,  $=$ , and  $<$  to compare quantities and numerals.

**Related Topics:**

[More Lesson Plans for Grade 1 Common Core Math](#)

### Suggested Lesson Structure

■ Fluency Practice	(15 minutes)
■ Application Problem	(5 minutes)
■ Concept Development	(30 minutes)
■ Student Debrief	(10 minutes)
<b>Total Time</b>	<b>(60 minutes)</b>



### Fluency Practice (15 minutes)

- Sprint: Number Sequences Within 40 **1.NBT.3** (10 minutes)
- Digit Detective **1.NBT.3** (5 minutes)

### Sprint: Number Sequences Within 40 (10 minutes)

Materials: (S) Number Sequences Within 40 Sprint

Note: In this Sprint, students recognize forward and backward counting patterns. As with all Common Core Sprints, the sequence progresses from simple to complex, with the final quadrant being the most challenging. The last four problems of this particular Sprint involve counting by twos, a second grade standard. First grade students who complete enough problems to encounter this challenge may use their understanding of the relationship between counting and addition to solve these problems (**1.OA.5**).

### Digit Detective (5 minutes)

Materials: (T/S) Personal boards with place value chart insert (G1–M1–Lesson 2)

Note: This activity was conducted as teacher-directed fluency in the previous lesson. Today, students practice in partners and compare their numbers using inequality symbols.

Students work in partners. Each student writes a number from 0 to 40 in their place value chart but does not show their partner. Partners then can either tell which digit is in each place or give addition or subtraction



#### NOTES ON MULTIPLE MEANS OF ENGAGEMENT:

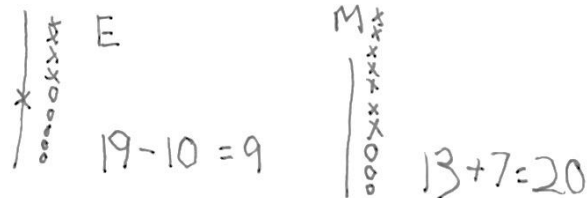
Connect learning to areas of interest. Students who enjoy writing can be given the challenge to write their own Application Problem using tens and ones. Practicing their writing skills during math is a great cross-curricular activity. Students can also present their problem to the class to solve.

clues about the digits. Partners guess each other’s numbers and then write and say an inequality sentence comparing them. Circulate and ask questions to encourage students to realize that their inequality sentences may be different, but may both be true (e.g.,  $14 < 37$  and  $37 > 14$ ).

**Application Problem (5 minutes)**

Elaine had 19 blueberries and ate 10. Mike had 13 and picked 7. Compare Elaine and Mike’s blueberries after Elaine ate some and Mike picked some more.

- a. Use words and pictures to show how many blueberries each person has.
- b. Use the term *greater than* or *less than* in your statement.



9 is less than 20.  
Elaine has less.

Note: In this problem, students apply several elements from their previous learning, such as mentally adding 10 and using comparative language. During the debrief, students will write the number sentence using the proper comparative symbol. If the challenge of wielding both Elaine and Mike feels too much for your students, invite them to work in pairs and let one student be Mike, the other Elaine.

**Concept Development (30 minutes)**

Materials: (T) Alligator template (from G1–M4–Lesson 9), comparison cards (from G1–M4–Lesson 8), projector (S) Comparison cards (from G1–M4–Lesson 8), erasers, personal white boards

Gather students in the meeting area with their materials.

- T: (Project 28 and 37 in place value charts.) Which number would the hungry alligator want to eat?
- S: 37!
- T: (Place the *greater than* alligator symbol.) Why?
- S: 37 is greater than 28. → There are more tens in 37 than in 28. → The digit 3 in 37 shows there are more tens in 37 than there are in 28.
- T: Today, we will use math symbols to compare numbers. You just said that 37 is greater than 28. (Hold up the *greater than* card with the symbol side showing.) I will use this math symbol to make the number sentence 37 is greater than 28. (Tape card below the alligator and rewrite the numbers on either side of the symbol.)
- T: What do you notice is similar between the alligator and the math symbol? Turn and talk with a partner.

**NOTES ON MULTIPLE MEANS OF ENGAGEMENT:**

A few students should keep the teeth on their alligators while the rest of the class removes their teeth. This will help the class see that the symbols are the same with or without teeth. The students who initially keep their teeth can be those who may need additional support reading the statements correctly. At some point during the lesson, switch the job to other students to support movement towards greater independence.

- S: The symbol looks like the alligator’s mouth. → The symbol is open on the side that the alligator likes to eat.
- T: We call this symbol the *greater than* sign.
- T: (Project 15 and 18 in place value charts.) Can you figure out the symbol we will use between these numbers? Talk with a partner.
- S: (Share quickly.) The *less than* sign!
- T: We need to place the *less than sign*, because 15 is *less than* 18. What does this sign look like? Draw it in the air. (Students draw in the air.)
- T: Yes, it looks like this. (Draw or tape the *less than* symbol between 15 and 18.) How did you know?
- S: It is like the alligator’s mouth. It should be opened toward the greater number. → The smaller end points at the smaller number. → The open part is toward the greater number.
- T: Today, let’s erase the teeth we made on our comparison cards and try to use the math symbol to make true number sentences like the two we just made.
- T: We will play Compare It! again today. We need someone to remind us of the rules.
- S: We play with a partner. Each of us writes a number from 0 to 40 on our board, without showing our partner. When we are both ready, we put them down next to each other. For the first round, Partner A uses the cards to put the symbol between the boards.
- T: Today, Partner B then reads the true number sentence that you made. Remember that we always read the number sentences from left to right. (Demonstrate with the number sentence on the board.)

At the end of the first round, have partners use Partner B’s cards. Alternate for each round until the students have played for four minutes. During that time, circulate and notice which students are successful and which students may need more support. Encourage students to make the game more challenging by varying how they represent the number, using quick tens, place value charts, and writing the numbers as tens and ones.

**Problem Set (10 minutes)**

Students should do their personal best to complete the Problem Set within the allotted 10 minutes. For some classes, it may be appropriate to modify the assignment by specifying which problems they work on first.

**Student Debrief (10 minutes)**


**Lesson Objective:** Use the symbols  $>$ ,  $=$ , and  $<$  to compare quantities and numerals.

The Student Debrief is intended to invite reflection and active processing of the total lesson experience.

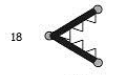
Lesson 10 Problem Set 1•4

Name Maria Date \_\_\_\_\_

1. Use the symbols to compare the numbers. Fill in the blank with  $<$ ,  $>$ , or  $=$  to make a true number sentence. Read the number sentences from left to right.



40  $>$  20  
40 is greater than 20.



18  $<$  20  
18 is less than 20.

a. 27 $>$ 24	b. 31 $>$ 28	c. 10 $<$ 13
d. 13 $<$ 15	e. 31 $>$ 29	f. 38 $>$ 18
g. 27 $>$ 17	h. 32 $>$ 21	i. 12 $<$ 21

Invite students to review their solutions for the Problem Set. They should check work by comparing answers with a partner before going over answers as a class. Look for misconceptions or misunderstandings that can be addressed in the Debrief. Guide students in a conversation to debrief the Problem Set and process the lesson.

You may choose to use any combination of the questions below to lead the discussion.


- Look at Problems 1(a) and 1(b). How was the way in which you solved 1(a) different from how you solved 1(b)? Explain your thinking.
- Look at Problem 2(f). How are the numbers the same? How are they different? Compare the digit 2 in each number. How does changing the position of the digit change the value of the number?
- What are some different ways you can remember each of the symbols?
- Look at the Application Problem. How did you find the answer? Use the symbols from today's lesson to write a number sentence that matches your statement.

**Exit Ticket (3 minutes)**

After the Student Debrief, instruct students to complete the Exit Ticket. A review of their work will help you assess the students' understanding of the concepts that were presented in the lesson today and plan more effectively for future lessons. You may read the questions aloud to the students.

**A**

Number correct:



Name \_\_\_\_\_


Date \_\_\_\_\_

\*Write the missing number in the sequence.

1	0, 1, 2, ___	16	15, ___, 13, 12
2	10, 11, 12, ___	17	___, 24, 23, 22
3	20, 21, 22, ___	18	6, 16, ___, 36
4	10, 9, 8, ___	19	7, ___, 27, 37
5	20, 19, 18, ___	20	___, 19, 29, 39
6	40, 39, 38, ___	21	___, 26, 16, 6
7	0, 10, 20, ___	22	34, ___, 14, 4
8	2, 12, 22, ___	23	___, 20, 21, 22
9	5, 15, 25, ___	24	29, ___, 31, 32
10	40, 30, 20, ___	25	5, ___, 25, 35
11	39, 29, 19, ___	26	___, 25, 15, 5
12	7, 8, 9, ___	27	2, 4, ___, 8
13	7, 8, ___, 10	28	___, 14, 16, 18
14	17, ___, 19, 20	29	8, ___, 4, 2
15	15, 14, ___, 12	30	___, 18, 16, 14

**B**

Number correct:



Name \_\_\_\_\_

Date \_\_\_\_\_

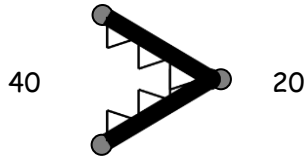
\*Write the missing number in the sequence.

1	1, 2, 3, ___	16	13, ___, 11, 10
2	11, 12, 13 ___	17	___, 22, 21, 20
3	21, 22, 23 ___	18	5, 15, ___, 35
4	10, 9, 8, ___	19	4, ___, 24, 34
5	20, 19, 18, ___	20	___, 17, 27, 37
6	30, 29, 28, ___	21	___, 29, 19, 9
7	0, 10, 20, ___	22	31, ___, 11, 1
8	3, 13, 23, ___	23	___, 30, 31, 32
9	6, 16, 26, ___	24	19, ___, 21, 22
10	40, 30, 20, ___	25	5, ___, 25, 35
11	38, 28, 18, ___	26	___, 25, 15, 5
12	6, 7, 8, ___	27	2, 4, ___, 8
13	6, 7, ___, 9	28	___, 12, 14, 16
14	16, ___, 18, 19	29	12, ___, 8, 6
15	16, ___, 14, 13	30	___, 20, 18, 16

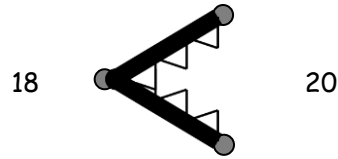
Name \_\_\_\_\_

Date \_\_\_\_\_

1. Use the symbols to compare the numbers. Fill in the blank with  $<$ ,  $>$ , or  $=$  to make a true number sentence. Read the number sentences from left to right.



40  $>$  20  
40 is greater than 20.



18  $<$  20  
18 is less than 20.

a.  27 ○ 24	b.  31 ○ 28	c.  10 ○ 13
d.  13 ○ 15	e.  31 ○ 29	f.  38 ○ 18
g.  27 ○ 17	h.  32 ○ 21	i.  12 ○ 21

2. Circle the correct words to make the sentence true. Use  $>$ ,  $<$ , or  $=$  and numbers to write a true number sentence. The first one is done for you.

<p>a.</p> <div style="display: flex; justify-content: space-between; align-items: center;"> <span>36</span> <div style="border: 1px solid black; padding: 5px; text-align: center;">                     is greater than                      is less than  <span style="border: 1px solid black; border-radius: 50%; padding: 2px;">is equal to</span> </div> <span>3 tens 6 ones</span> </div> <div style="text-align: center; margin-top: 10px;"> <span style="border-bottom: 1px solid black; padding: 0 10px;">36</span> <span style="font-size: 2em; border: 1px solid black; border-radius: 50%; display: inline-block; width: 30px; height: 30px; text-align: center; vertical-align: middle;">=</span> <span style="border-bottom: 1px solid black; padding: 0 10px;">36</span> </div>	<p>b.</p> <div style="display: flex; justify-content: space-between; align-items: center;"> <span>1 ten 4 ones</span> <div style="border: 1px solid black; padding: 5px; text-align: center;">                     is greater than                      is less than                      is equal to                 </div> <span>17</span> </div> <div style="text-align: center; margin-top: 10px;"> <span style="border-bottom: 1px solid black; padding: 0 10px;">_____</span> <span style="font-size: 2em; border: 1px solid black; border-radius: 50%; display: inline-block; width: 30px; height: 30px; text-align: center; vertical-align: middle;">○</span> <span style="border-bottom: 1px solid black; padding: 0 10px;">_____</span> </div>
<p>c.</p> <div style="display: flex; justify-content: space-between; align-items: center;"> <span>2 tens 4 ones</span> <div style="border: 1px solid black; padding: 5px; text-align: center;">                     is greater than                      is less than                      is equal to                 </div> <span>34</span> </div> <div style="text-align: center; margin-top: 10px;"> <span style="border-bottom: 1px solid black; padding: 0 10px;">_____</span> <span style="font-size: 2em; border: 1px solid black; border-radius: 50%; display: inline-block; width: 30px; height: 30px; text-align: center; vertical-align: middle;">○</span> <span style="border-bottom: 1px solid black; padding: 0 10px;">_____</span> </div>	<p>d.</p> <div style="display: flex; justify-content: space-between; align-items: center;"> <span>20</span> <div style="border: 1px solid black; padding: 5px; text-align: center;">                     is greater than                      is less than                      is equal to                 </div> <span>2 tens 0 ones</span> </div> <div style="text-align: center; margin-top: 10px;"> <span style="border-bottom: 1px solid black; padding: 0 10px;">_____</span> <span style="font-size: 2em; border: 1px solid black; border-radius: 50%; display: inline-block; width: 30px; height: 30px; text-align: center; vertical-align: middle;">○</span> <span style="border-bottom: 1px solid black; padding: 0 10px;">_____</span> </div>
<p>e.</p> <div style="display: flex; justify-content: space-between; align-items: center;"> <span>31</span> <div style="border: 1px solid black; padding: 5px; text-align: center;">                     is greater than                      is less than                      is equal to                 </div> <span>13</span> </div> <div style="text-align: center; margin-top: 10px;"> <span style="border-bottom: 1px solid black; padding: 0 10px;">_____</span> <span style="font-size: 2em; border: 1px solid black; border-radius: 50%; display: inline-block; width: 30px; height: 30px; text-align: center; vertical-align: middle;">○</span> <span style="border-bottom: 1px solid black; padding: 0 10px;">_____</span> </div>	<p>f.</p> <div style="display: flex; justify-content: space-between; align-items: center;"> <span>12</span> <div style="border: 1px solid black; padding: 5px; text-align: center;">                     is greater than                      is less than                      is equal to                 </div> <span>21</span> </div> <div style="text-align: center; margin-top: 10px;"> <span style="border-bottom: 1px solid black; padding: 0 10px;">_____</span> <span style="font-size: 2em; border: 1px solid black; border-radius: 50%; display: inline-block; width: 30px; height: 30px; text-align: center; vertical-align: middle;">○</span> <span style="border-bottom: 1px solid black; padding: 0 10px;">_____</span> </div>
<p>g.</p> <div style="display: flex; justify-content: space-between; align-items: center;"> <span>17</span> <div style="border: 1px solid black; padding: 5px; text-align: center;">                     is greater than                      is less than                      is equal to                 </div> <span>3 ones 1 ten</span> </div> <div style="text-align: center; margin-top: 10px;"> <span style="border-bottom: 1px solid black; padding: 0 10px;">_____</span> <span style="font-size: 2em; border: 1px solid black; border-radius: 50%; display: inline-block; width: 30px; height: 30px; text-align: center; vertical-align: middle;">○</span> <span style="border-bottom: 1px solid black; padding: 0 10px;">_____</span> </div>	<p>h.</p> <div style="display: flex; justify-content: space-between; align-items: center;"> <span>30</span> <div style="border: 1px solid black; padding: 5px; text-align: center;">                     is greater than                      is less than                      is equal to                 </div> <span>0 tens 30 ones</span> </div> <div style="text-align: center; margin-top: 10px;"> <span style="border-bottom: 1px solid black; padding: 0 10px;">_____</span> <span style="font-size: 2em; border: 1px solid black; border-radius: 50%; display: inline-block; width: 30px; height: 30px; text-align: center; vertical-align: middle;">○</span> <span style="border-bottom: 1px solid black; padding: 0 10px;">_____</span> </div>



Name \_\_\_\_\_

Date \_\_\_\_\_

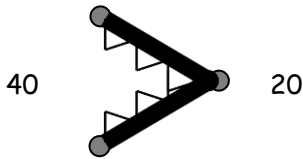
Circle the correct words to make the sentence true. Use  $>$ ,  $<$ , or  $=$  and numbers to write a true number sentence.

<p>a.</p> <div style="display: flex; justify-content: space-between; align-items: center;"> <span>29</span> <div style="border: 1px solid black; padding: 5px; text-align: center;">                 is greater than                  is less than                  is equal to             </div> <span>2 tens 6 ones</span> </div> <div style="text-align: center; margin-top: 20px;"> <span>_____</span> <span style="font-size: 2em;">○</span> <span>_____</span> </div>	<p>b.</p> <div style="display: flex; justify-content: space-between; align-items: center;"> <span>1 ten 8 ones</span> <div style="border: 1px solid black; padding: 5px; text-align: center;">                 is greater than                  is less than                  is equal to             </div> <span>19</span> </div> <div style="text-align: center; margin-top: 20px;"> <span>_____</span> <span style="font-size: 2em;">○</span> <span>_____</span> </div>
<p>c.</p> <div style="display: flex; justify-content: space-between; align-items: center;"> <span>2 tens 9 ones</span> <div style="border: 1px solid black; padding: 5px; text-align: center;">                 is greater than                  is less than                  is equal to             </div> <span>40</span> </div> <div style="text-align: center; margin-top: 20px;"> <span>_____</span> <span style="font-size: 2em;">○</span> <span>_____</span> </div>	<p>d.</p> <div style="display: flex; justify-content: space-between; align-items: center;"> <span>39</span> <div style="border: 1px solid black; padding: 5px; text-align: center;">                 is greater than                  is less than                  is equal to             </div> <span>4 tens 0 ones</span> </div> <div style="text-align: center; margin-top: 20px;"> <span>_____</span> <span style="font-size: 2em;">○</span> <span>_____</span> </div>

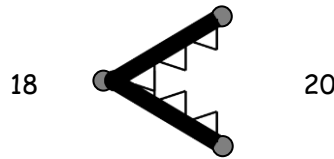
Name \_\_\_\_\_

Date \_\_\_\_\_

1. Use the symbols to compare the numbers. Fill in the blank with  $<$ ,  $>$ , or  $=$  to make a true number sentence. Complete the number sentence with a phrase from the word bank.



40  $>$  20  
40 is greater than 20.



18  $<$  20  
18 is less than 20.

Word bank

is greater than  
is less than  
is equal to

a. 17  13

17 \_\_\_\_\_ 13

b. 23  33

23 \_\_\_\_\_ 33

c. 36  36

36 \_\_\_\_\_ 36

d. 25  32

25 \_\_\_\_\_ 32

e. 38  28

38 \_\_\_\_\_ 28

f. 32  23

32 \_\_\_\_\_ 23

g. 1 ten 5 ones ○ 14

1 ten 5 ones \_\_\_\_\_ 14

h. 3 tens ○ 30

3 tens \_\_\_\_\_ 30

i. 29 ○ 2 tens 7 ones

29 \_\_\_\_\_ 2 tens 7 ones

j. 19 ○ 2 tens 3 ones

19 \_\_\_\_\_ 2 tens 3 ones

k. 3 tens 1 one ○ 13

3 tens 1 one \_\_\_\_\_ 13

l. 35 ○ 3 tens 5 ones

35 \_\_\_\_\_ 3 tens 5 ones

m. 2 tens 3 ones ○ 32

2 tens 3 ones \_\_\_\_\_ 32

n. 3 tens ○ 36

3 tens \_\_\_\_\_ 36

o. 29 ○ 3 tens 9 ones

29 \_\_\_\_\_ 3 tens 9 ones

p. 4 tens ○ 39

4 tens \_\_\_\_\_ 39